

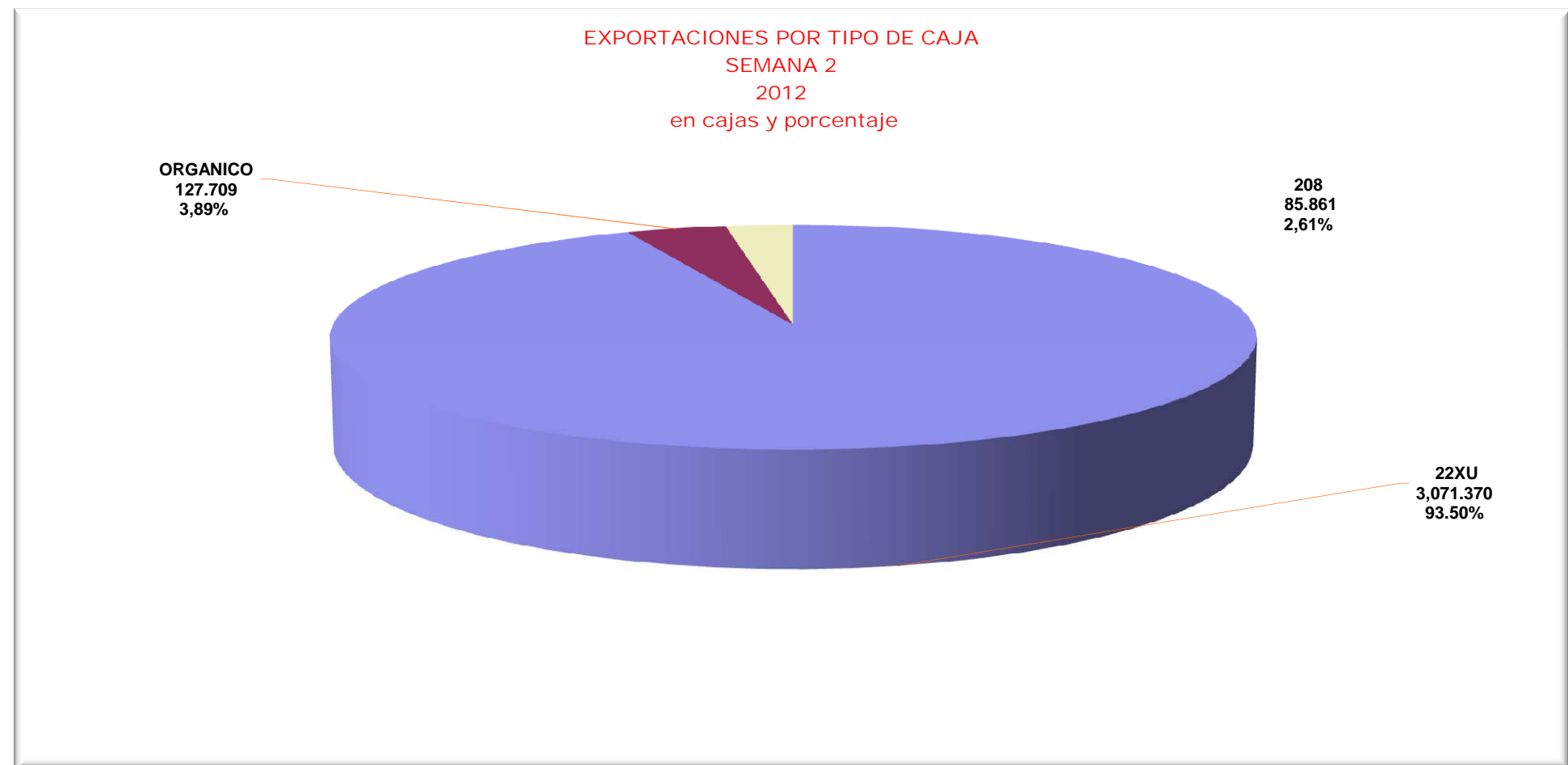
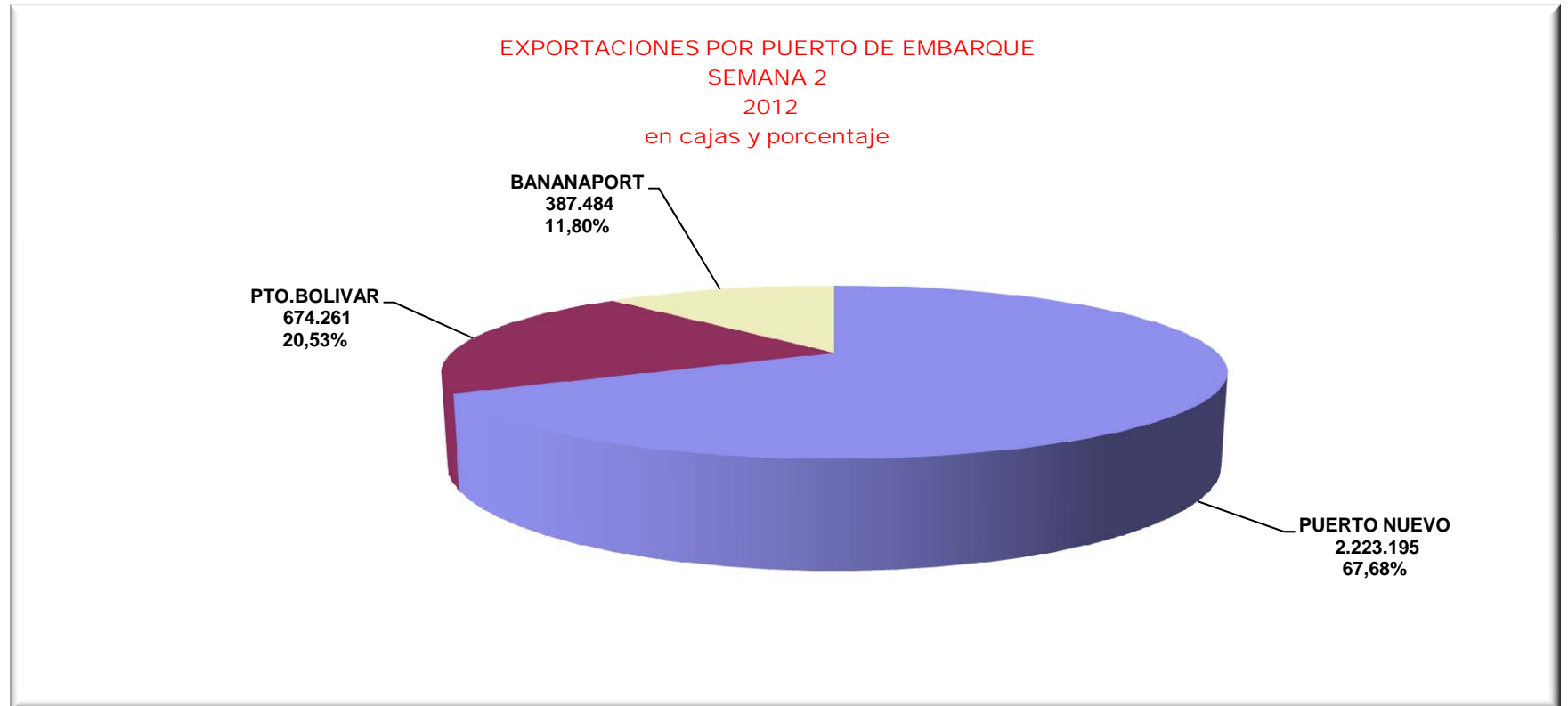


EMBARQUES POR PUERTO Y TIPOS DE CAJA
en cajas

	SEMANA 2			
	22XU	ORGÁNICOS	BABY	TOTAL
PUERTO NUEVO	2.110.262	58.977	53.956	2.223.195
BANANAPORT	330.913	48.908	7.663	387.484
PTO. BOLÍVAR	630.195	19.824	24.242	674.261
TOTAL	3.071.370	127.709	85.861	3.284.940

	SEMANA 2
PUERTO NUEVO	2.223.195
PTO.BOLIVAR	674.261
BANANAPORT	387.484
TOTAL	3.284.940

TIPO DE CAJA	SEMANA 2
22XU	3.071.370
ORGANICO	127.709
208	85.861
TOTAL	3.284.940



FORMA DE EMBARQUE DE LAS CAJAS

SEMANA 2

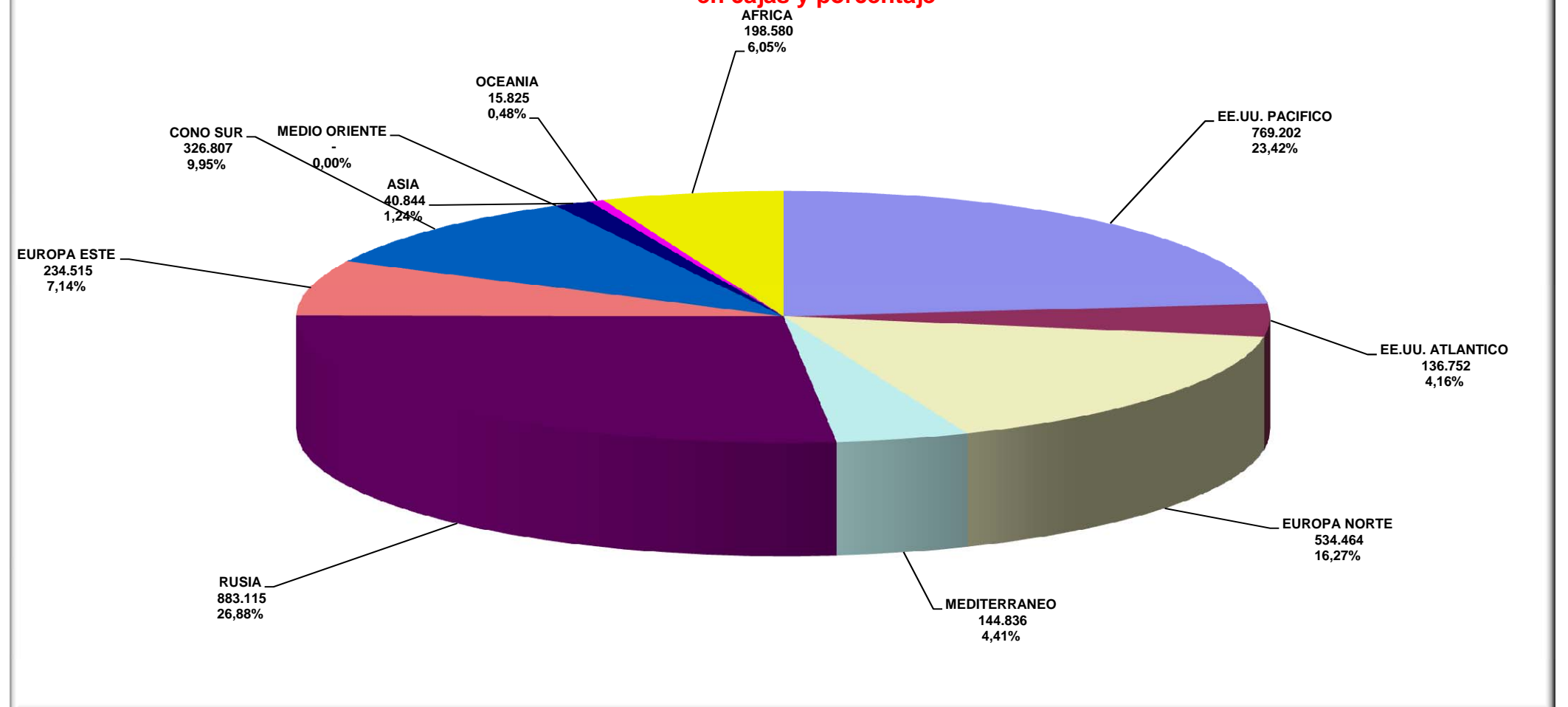
	EMBARCADA EN CONTENEDORES		AL GRANEL	TOTAL
	#	CAJAS	CAJAS	CAJAS
GUAYAQUIL	1.395	1.419.856	803.339	2.223.195
BANANAPORT	403	387.484	-	387.484
PTO. BOLÍVAR	33	34.674	639.587	674.261
TOTAL	1.831	1.842.014	1.442.926	3.284.940
% PARTICIPACIÓN		56,07%	43,93%	100,00%

DESTINO	SEMANA 2		
	GUAYAQUIL	PUERTO BOLIVAR	TOTAL
EE.UU. PACIFICO	644.291	124.911	769.202
EE.UU. ATLANTICO	119.385	17.367	136.752
EUROPA NORTE	534.464	-	534.464
MEDITERRANEO	144.836	-	144.836
RUSIA	585.647	297.468	883.115
EUROPA ESTE	-	234.515	234.515
CONO SUR	326.807	-	326.807
MEDIO ORIENTE	-	-	-
ASIA	40.844	-	40.844
OCEANIA	15.825	-	15.825
AFRICA	198.580	-	198.580
TOTAL	2.610.679	674.261	3.284.940

SEMANA 2

EE.UU. PACIFICO	769.202
EE.UU. ATLANTICO	136.752
EUROPA NORTE	534.464
MEDITERRANEO	144.836
RUSIA	883.115
EUROPA ESTE	234.515
CONO SUR	326.807
MEDIO ORIENTE	-
ASIA	40.844
OCEANIA	15.825
AFRICA	198.580
TOTAL	3.284.940

EXPORTACIONES POR DESTINO DECLARADO
SEMANA 2
2012
en cajas y porcentaje



SEMANA 2

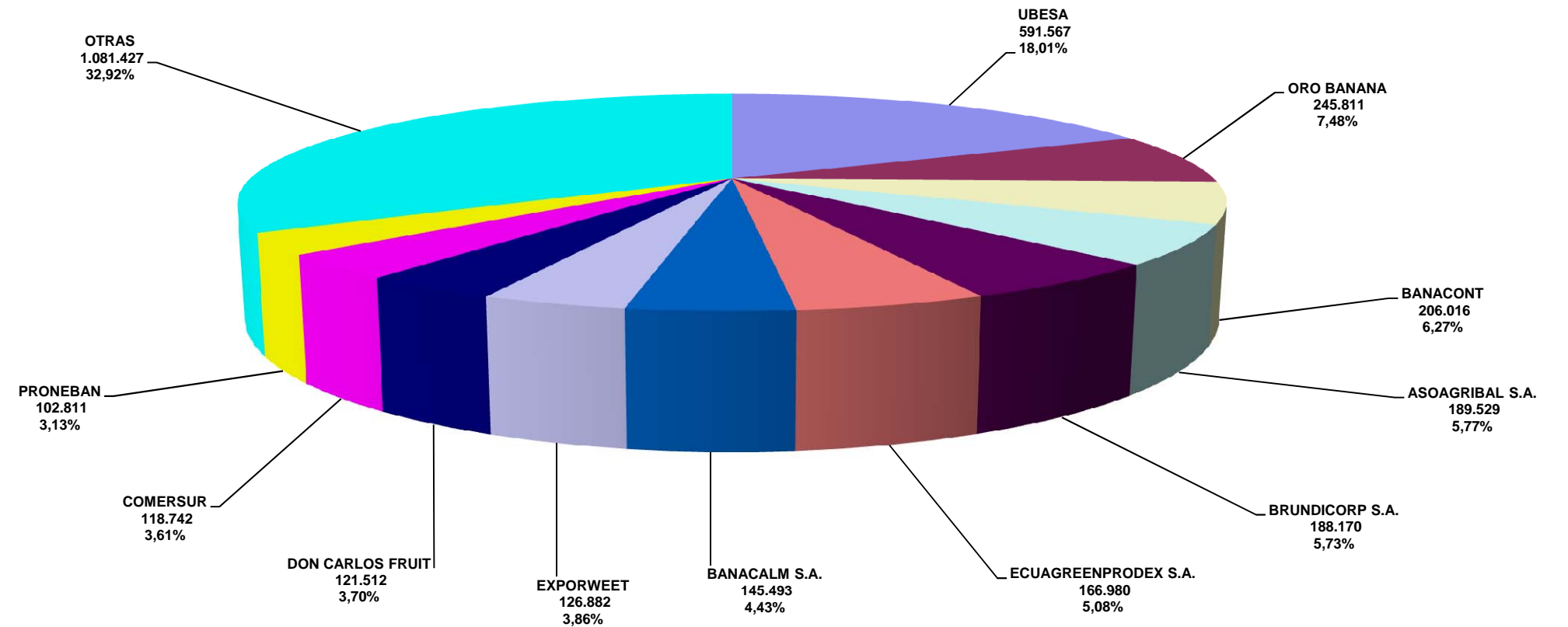
EXPORTADORA	EE.UU. PACIFICO	EE.UU. ATLÁNTICO	EUROPA NORTE	MEDITERRÁNEO	RUSIA	EUROPA ESTE	CONO SUR	AFRICA	MEDIO ORIENTE	ASIA	OCEANIA	TOTAL
AGRICOLA COAGRENE S.A.							3.240					3.240
AGRICOLA JX S.A.	576											576
AGRICOLA LA ISLA	1.968	7.296										9.264
AGRICOLA SAN MARCOS							2.000					2.000
AGRO AEREO S.A.							2.160			2.808		4.968
AGROPARTNER			28.348									28.348
AGROPROMO			44.853									44.853
ANTONIO FALQUEZ	2.420											2.420
ARBELOA S.A.						21.732						21.732
ASOAGRIBAL						183.469				6.060		189.529
AYCANBAN S.A.					12.109							12.109
BAGNILASA S.A.					1.200							1.200
BANACALM S.A.			58.611		86.882							145.493
BANACONT S.A.		192	7.244					198.580				206.016
BANANEROS CERRO AZUL	9.702	3.792										13.494
BANANEROS EL GUABO			17.531								1.080	18.611
BANATRO			10.931									10.931
BANDECUA S.A.	6.022	1.200										7.222
BARNIOSA S.A.	3.945											3.945
BRUNDICORP S.A.	166.170	15.360	3.400				3.240					188.170
CABAQUI	19.686				22.512							42.198
CIMEXPRIBA			240									240
COMERSUR S.A.					118.742							118.742
DIALINSPECT S.A.			1.231									1.231
DIMPOWER S.A.							1.071					1.071
DISCOVERBAN S.A.			17.541									17.541
DON CARLOS FRUIT S.A.					121.512							121.512
EARTHFRUCTIFERA CIA. LTD.										1.953		1.953
ECOBANEC CIA. LTDA.	15.360	960										16.320
ECUAGREENPRODEX S.A.					166.980							166.980
EXPOGLOBAL			5.400									5.400
EXPORBIOLÓGICO S.A.	768	912										1.680
EXPORSWEET							126.882					126.882
EXPORT DUREXPORTA		11.880										11.880
EXPORT. MACHALA	44.504	528					20.337					65.369
EXPORTADORA GINAFRUIT										2.930		2.930
EXPORTADORA SOPRISA					3.500							3.500
EXPORTJAIME S.A.							2.160					2.160
EXPRESS CARGO LINE							6.480			1.511		7.991
FADAVILL S.A.		1.080										1.080
FAENZACORP S.A.					28.080							28.080
FIRESKY S.A.	10.800				5.498	29.314						45.612
FRUTA NOVA S.A.					1.579							1.579
FRUTADELI S.A.							10.800					10.800
FRUTECUA S.A.							2.104					2.104
FRUTIBONI S.A.			6.588		3.984		1.056					11.628
FRUTICAL S.A.					17.472							17.472
GALBUSERA			30.530									30.530
GITZYCORP S.A.							6.479					6.479
GLOBAL FRESH TRADING					3.570					10.959	14.745	29.274
GOLDEN VALUE CO.	26.454	8.439										34.893
GRUBAFAL S.A.	13.101											13.101
GRUPEXCONSUR S.A.							2.142					2.142
IND. AGRICOLA CAÑAS	29.760											29.760
INFRUES							4.732					4.732
INTERFRUIT S.A.					14.520							14.520
JORCORP							26.702					26.702
LADOSURCORP S.A.		6.480										6.480
LIDERNEGSA					10.102							10.102
LIZZARD							16.025					16.025
NASTRIFICI S.A.					11.800							11.800
LUDERSON S.A.							902					902

MAGNACTIVIDAD							2.050					2.050
MASUQ S.A.		3.240										3.240
MERCANFRUT S.A.	7.524				4.755							12.279
NANABAN					2.392							2.392
NEGRO PRIME S.A.							2.916					2.916
NOVAMERC			14.714									14.714
NUTRIECOPAD S.A.			4.320									4.320
OBC SHIPPING SERVICES			11.880									11.880
ORO BANANA	24.746	1.296	194.722		25.047							245.811
PAROVPA EXPORTACIONES							1.015					1.015
PIÑAS RICAS ECUADOR	960		9.828		9.520							20.308
PREDIFAL S.A.	6.081											6.081
PRONEBAN S.A.					102.811							102.811
RECEPCAR S.A.	11.520											11.520
RECO CAREP S.A.					24.200							24.200
REYBANPAC	31.840	3.240	35.640				5.532		12.478			88.730
SAMAYACU S.A.	3.596											3.596
SECARINSA							1.045					1.045
SEDORINSA	5.184											5.184
SENTILVER S.A.					56.870							56.870
TRADEPALM					17.850							17.850
TRESCORE S.A.							16.200					16.200
TROPICAL AGRO S.A.	2.112	576										2.688
TROPICAL FRUIT TRADING			29.160									29.160
TUCHOCK	17.808											17.808
UBESA	306.595	69.201	1.752	144.836	9.628		57.410		2.145			591.567
VIMTICORP S.A.		1.080					2.127					3.207
TOTAL	769.202	136.752	534.464	144.836	883.115	234.515	326.807	198.580	-	40.844	15.825	3.284.940

SEMANA 2

UBESA	591.567
ORO BANANA	245.811
BANACONT	206.016
ASOAGRIBAL S.A.	189.529
BRUNDICORP S.A.	188.170
ECUAGREENPRODEX S.A.	166.980
BANACALM S.A.	145.493
EXPORWEET	126.882
DON CARLOS FRUIT	121.512
COMERSUR	118.742
PRONEBAN	102.811
OTRAS	1.081.427
TOTAL	3.284.940

EXPORTACIONES POR COMPAÑÍAS
SEMANA 2
2012
en cajas y porcentaje



SEMANA 2

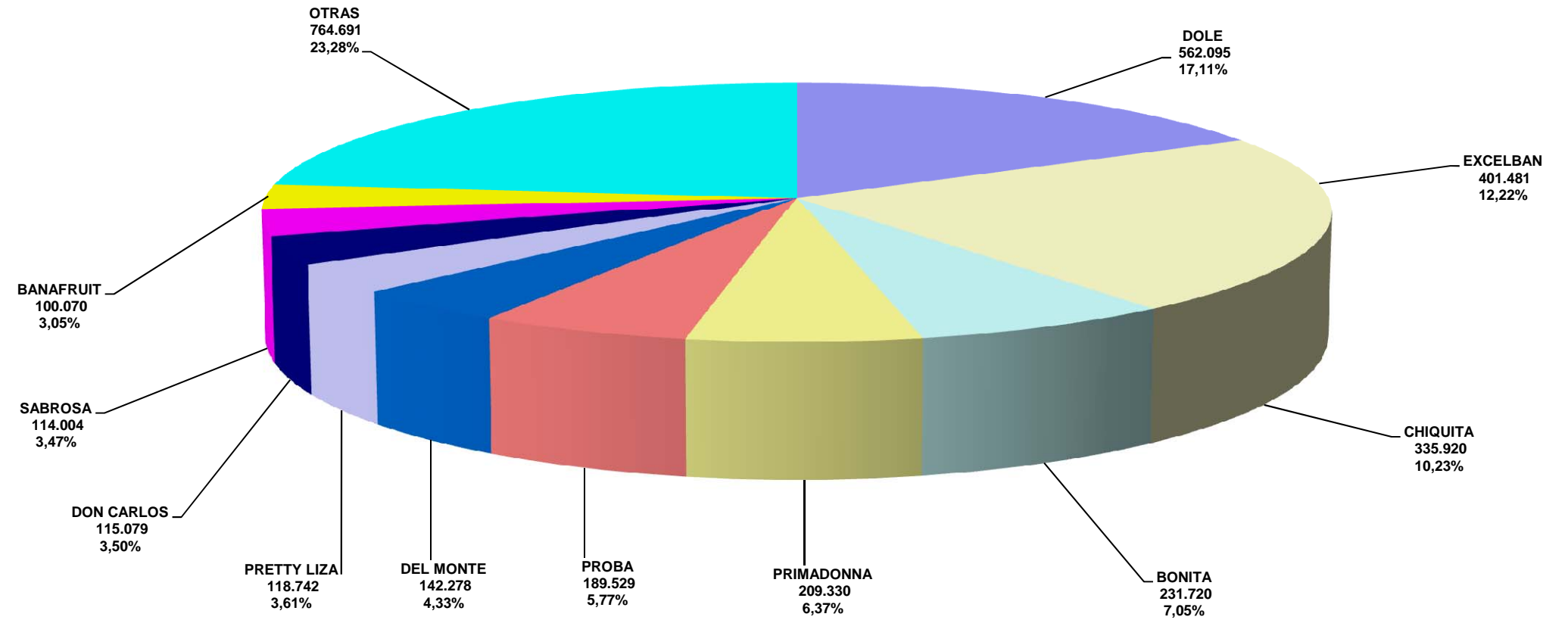
MARCA	EE.UU. PACIFICO	EE.UU. ATLÁNTICO	EUROPA NORTE	MEDITERRÁNEO	RUSIA	EUROPA ESTE	CONO SUR	AFRICA	MEDIO ORIENTE	ASIA	OCEANIA	TOTAL
ARTES					32.194							32.194
ASTRO							3.240					3.240
BAGNO							12.878					12.878
BAJELLA				3.240								3.240
BANAFRUIT					100.070							100.070
BANAKING					10.800							10.800
BANAVA			11.880		3.500							15.380
BEIMART							1.947					1.947
BELLEZA		18.360										18.360
BIG BAN							4.732					4.732
BOBANANA					5.498	29.314						34.812
BONANZA					1.200							1.200
BONITA		192	7.244					198.580		10.959	14.745	231.720
BOX					6.433							6.433
CABANA				12.960								12.960
CHIQUITA	310.080	19.200	3.400				3.240					335.920
CHOLITA		3.240										3.240
COSTA							1.071					1.071
CRISTINO							2.104					2.104
DAKOTA							4.320					4.320
DEL MONTE	124.911	17.367										142.278
DEL ORO				19.440								19.440
DIAMANTE							10.800					10.800
DOLE	309.811	72.993	1.992	108.116	9.628		57.410			2.145		562.095
DON ALEJO			5.400									5.400
DON CARLOS					115.079							115.079
DON JAIME							2.160					2.160
DON KLEBER		1.080					1.072					2.152
DULCITA			3.240									3.240
EKO			16.431								1.080	17.511
ELEPHANT DOLE			1.100									1.100
EXCELBAN			401.481									401.481
EXPOFRUT							16.200					16.200
FAVORITA	10.912	3.240	36.720				5.532			12.478		68.882
FSG PREMIUM							2.916					2.916
GOLDEN B			3.240									3.240
GOLDEN FORCE					3.740							3.740
INTERBANANA					14.520							14.520
LE FRUIT					1.534							1.534
LORETO							2.142					2.142
MAMA MIA			6.588		3.984		1.056					11.628
MERHABA					60.117							60.117
MUSA SAPIENTUM										2.930		2.930
NATURAMA					12.109							12.109
NIÑO JAHIR							1.055					1.055
O K							16.025					16.025
ONKEL TUKA			21.600									21.600
ORBE FRUIT							1.015					1.015
PREMIUM BANANAS					3.570							3.570
PRETTY LIZA					118.742							118.742
PRIMADONNA					209.330							209.330
PROBA						183.469				6.060		189.529
QUIROLA							20.337					20.337
RICA							6.479					6.479
S/M					70.130					1.511		71.641
SABROSA							114.004					114.004
SAN LUCAR			9.828		9.520							19.348
SAN MARCOS							2.000					2.000
SELVATICA			4.320									4.320
SLOBANA					22.512							22.512
SOLBANANO					60.336							60.336
SOVRANA							2.160					2.160

STARBUCKS	2.688											2.688
SUPER							26.702					26.702
SURPAC					8.568							8.568
TERRAGREEN						21.732						21.732
TOTTY BANANAS							2.160			2.808		4.968
TRANSLATIN		1.080										1.080
TROPIPAC				1.080								1.080
TURBANA	10.800											10.800
UTROPICA										1.953		1.953
WACHITO BANANAS							2.050					2.050
TOTAL	769.202	136.752	534.464	144.836	883.114	234.515	326.807	198.580	-	40.844	15.825	3.284.939

SEMANA 2

DOLE	562.095
EXCELBAN	401.481
CHIQUITA	335.920
BONITA	231.720
PRIMADONNA	209.330
PROBA	189.529
DEL MONTE	142.278
PRETTY LIZA	118.742
DON CARLOS	115.079
SABROSA	114.004
BANAFRUIT	100.070
OTRAS	764.691
TOTAL	3.284.939

EXPORTACIONES POR MARCAS SEMANA 2 2012
en cajas y porcentaje



SEMANA 02

IMPORTADORA	EE.UU. PACIFICO	EE.UU. ATLÁNTICO	EUROPA NORTE	MEDITERRÁNEO	RUSIA	EUROPA ESTE	CONO SUR	AFRICA	MEDIO ORIENTE	ASIA	OCEANIA	TOTAL
AFRIKANISCHE FRUCHT			21.600									21.600
AGROFAIR BENELUX			7.567									7.567
ALL GOOD ORGANICS											1.080	1.080
AMELIYA FRUITS					3.984							3.984
ANTON DURBECK GMBH			401.481									401.481
ARTES LOGISTICS					32.194							32.194
AUSTRAL SHIPPING AGENCY							6.480					6.480
BANASUR S.A.							124.803					124.803
BANDELSUR							16.025					16.025

BARDESAN CORP SA.						3.239				3.239
BELLEZA FRUIT INC.		16.200								16.200
BONANZA INTL. LTD.				1.200						1.200
BONAFRUIT LTDA.						2.000				2.000
CHIQUITA BANANA CO.			3.400							3.400
CHIQUITA FRESH NA	310.080	19.200								329.280
CHOLITA CORPORATION		3.240								3.240
CJSC INTERFRUIT					12.109					12.109
CJSC TANDER					213.835					213.835
COM. DE FRUTAS BAGNO						12.878				12.878
CONTINENTAL FRUIT LTD.			7.244				198.580			205.824
COSTA DEL PACIFICO						1.071				1.071
COTO CICSA						6.744				6.744
DALIAN KANGJIAN TRADING CO.								2.808		2.808
DE GROOT INTERNATIONAL			13.184							13.184
DELMONTE FRESH	124.911	17.367								142.278
DIAR S.A.						2.160				2.160
DOLE EUROPE IMPORT			1.992	144.836						146.828
DOLE FRESH FRUIT	312.499	72.993								385.492
DOLE FRESH UK LIMITED			1.100							1.100
DOLE NAT CO.						54.102				54.102
DOLE THONSEM S.A.						2.228				2.228
DON JAIME S.A.						4.320				4.320
EASTERN BREZEE TRADING			6.588							6.588
ESTHER LTD.					61.915					61.915
FAVORITA LP		3.240	35.640			2.160		6.235		47.275
FRESH FLOWERS INC.								3.030		3.030
FRESH FRUIT CO.					4.760					4.760
FRUESH LTD.			5.400							5.400
FRUIT FAMILY LTD.					3.600					3.600
FRUTCENTER LTD.					75.678					75.678
GD LOGISTICS BV			11.880							11.880
GERMÁN SALAZAR						2.142				2.142
GLOBAL CHART LOGISTICS CO.								1.511		1.511
GOLDEN DRAGON					1.080					1.080
INTL. FRUIT IMPORTERS						9.537				9.537
IP BELANOSOVA					2.160					2.160
ITOCHU CORPORATION								2.145		2.145
JORGE BACHMAN MUÑOZ						2.160				2.160
JUAN OMAR DÍAZ						3.240				3.240
JULIO HINOSTROZA						2.104				2.104
LLC FRUIT BOSS					1.000					1.000
LUIS FERNANDO CASTELLON						1.055				1.055
MANUEL DÍAZ PRIETO						1.015				1.015
MAR CO.								6.243		6.243
MARTHA IVONNE FRANCO						2.050				2.050
MAXBAN LTDA.						902				902
MERK TRADE					45.552					45.552
MIGUEL REYES DONOSO						2.160				2.160
NALIA S.A.						3.240				3.240
OOO AGROTROPICANA					2.740					2.740
OOO FORA					6.502					6.502
OOO FRUITSERVICE					3.570					3.570
OOO MANGO					148.830					148.830
OOO OMEGA					145.200					145.200
OOO SLIMON					21.780					21.780
OOO VOKSHOD					37.256					37.256
PACIFIC FRUIT INC.		192								192
PATAGONIA SUNRISE SRL.						10.800				10.800
PERELLO SILVEIRO SRL						2.916				2.916
PROEXSUR SRL.						1.080				1.080
RASTODER DOO							234.515			234.515
RICARDO BOBADILLA						1.056				1.056
SALGADO CIA.						24.823				24.823
SAN LUCAR IMPORT			9.828							9.828

SERVICELINE LLC					16.298							16.298
SHENZEN ZAOPEN EXPORT SHIPPING CARGO LOGISTICS					22.512							22.512
T. PORT INTL.			3.240				1.045					1.045
TERMINAL PRODUCE CORP.		2.160										2.160
TOO GRAL					12.100							12.100
TRANSFRUT S.A.							1.072					1.072
TRANSLATIN USA CORP.		1.080										1.080
TRANSLINE CO. LTD.					7.260							7.260
TROPICAL FRUIT TRADING	10.912	1.080										11.992
TUNERS AND GROWERS IMPORTERS									10.959	14.745		25.704
TURBANA CORPORATION	10.800											10.800
UFC PJSC												4.320
UNIVEG EXPOFRUT							16.200					16.200
WORLD FARMS									3.030			3.030
WORLD INTERTRADE LIMITED			4.320									4.320
WORLD MARITIME JAPAN									4.884			4.884
TOTAL	769.202	136.752	534.464	144.836	883.115	234.515	326.807	198.580	-	40.844	15.825	3.284.940

SEMANA 2

DOLE FOOD	589.750
ANTON DURBECK	401.481
CHIQUITA INTL.	332.680
RASTODER DOO	234.515
CJSC TANDER	213.835
CONTINENTAL FRUIT	205.824
OOO MANGO	148.830
OOO OMEGA	145.200
DELMONTE FRESH	142.278
OTROS	870.547
TOTAL	3.284.940

